

Fund Factsheet

Reksa Dana

Manulife Saham Andalan

March 2024

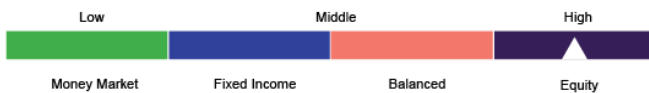
Equity Mutual Fund

Effective date	: 06 Aug 07
Effective Letter number	: BAPEPAM&LK No.S-3934/BL/2007
Inception date	: 01 Nov 07
Currency	: Rupiah
Net Asset Value/unit	: IDR1,815.06
Total Net Asset Value	: IDR1,438,379,402,446.00
Minimum investment	: Initial : IDR100,000.00
	: Next : IDR100,000.00
Units offered	: 4,000,000,000
Valuation	: Daily
Deferred Sales Charge	: Year 1 : 1.25%
	: Year 2 : 0.00%
Switching fee	: Max. 2.00%
Management fee	: Max. 2.50%
Custodian fee	: Max. 0.25%
Custodian bank	: PT Bank HSBC Indonesia
ISIN Code	: IDN000052107

Major risks

Risks arising from reduced unit value, liquidity, changes in the allocation of securities in investment policy, changes in economic and political conditions, investment values, changes in tax regulations, interest rates.

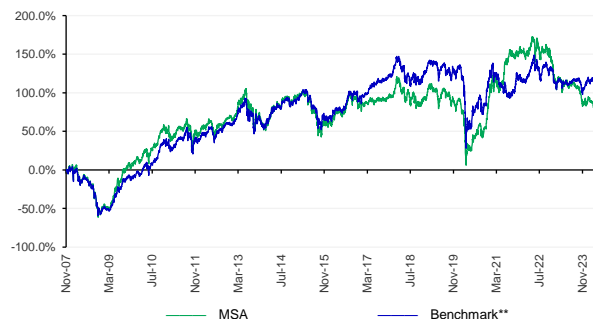
Risk classification



Risk descriptions

Low: This mutual fund has a relatively stable movement with limited growth potential. **Medium:** This mutual fund has a low to moderate movement with moderate growth potential. **High:** This mutual fund has a relatively volatile movement with relatively high growth potential.

Performance since inception



Custodian bank

PT Bank HSBC Indonesia (previously known as PT Bank Ekonomi Rahaerja) has been operating in Indonesia since 1989 which is part of the HSBC Group. PT Bank HSBC Indonesia is a custodian bank registered and supervised by the Otoritas Jasa Keuangan ("OJK") with license No. KEP-02/PM.2/2017 dated January 20, 2017.

Customer services

Weekdays 08.00 - 17.00 WIB
 Telephone : 021 2555 2255
 Email : hai@manulifeam.com
 Chat : manulifeim.co.id
 ifunds.manulifeim.co.id
 WhatsApp : 08112552256

Social media

Facebook : reksa.dana.manulife
 Instagram : @reksa.dana.manulife
 Twitter : @ManulifeRD
 YouTube : Reksa Dana Manulife

Investment manager

Established in 1996, PT Manulife Aset Manajemen Indonesia (MAMI) is a member of Manulife that offers investment management and mutual fund products in Indonesia. Since its establishment, MAMI has consistently maintained its position as one of the leading companies in Indonesia's investment management industry, with asset under management of IDR 101.6 trillion as per December 2023. MAMI manages 36 mutual funds comprising money market, balanced, fixed income, equity, in Rupiah and US Dollar, as well as sharia. MAMI is registered and supervised by Otoritas Jasa Keuangan, and licensed No. Kep-07/PM/MI/1997 dated 21 August, 1997.

Investment objective

Manulife Saham Andalan ("MSA") aims to generate capital appreciation by investing in stocks of companies in sectors that are well placed to capitalize on emerging opportunities in the global and Indonesian economy and deliver optimum long-term investment performance.

Investment allocation

Equity	: 80 - 100%
Bond	: 0 - 20%
Money Market	: 0 - 20%

Top 10 holdings

Bank Mandiri Persero Tbk PT	6.32%
Bank Central Asia Tbk PT	5.93%
Bank Rakyat Indonesia Persero	5.92%
Telkom Indonesia Persero Tbk P	5.71%
Bank Pan Indonesia Tbk PT	4.41%
Panin Financial Tbk PT	4.21%
Bank Negara Indonesia Persero	3.91%
Astra International Tbk PT	3.85%
Hillcon Tbk PT	3.66%
Impack Pratama Industri Tbk PT	3.63%

% portfolio

Equity	: 97.27%
Money Market	: 2.73%

Sector allocation[^]

Financials	38.38%
Materials	19.90%
Communication Services	11.53%
Others	30.19%

Performance

	YTD	1 Mo	3 Mo	6 Mo	1 Yr	3 Yr*	5 Yr*	Since Inception*
MSA	-4.59%	-1.65%	-4.59%	-10.62%	-15.68%	-3.26%	-2.20%	3.70%
Benchmark**	0.47%	0.54%	0.47%	0.87%	2.19%	0.98%	-1.88%	4.85%

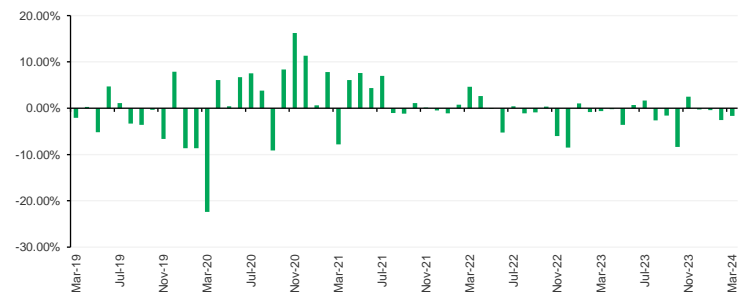
Highest month Apr 09 23.45%

Lowest month Oct 08 -32.92%

Notes

[^] Based on GICS (Global Industry Classification Standards).
^{*} Annualized performance using compound method, for products older than one year since inception.
^{**} Effective August 1, 2019, the performance benchmark of Mutual Fund is IDX80 Index.
[#] For products launched <5 years ago, monthly performance graph displayed is since inception.

Monthly performance for the last 5 years[#]



For more information, Prospectus can be found at manulifeim.co.id. In compliance with OJK regulation, confirmation statements of subscription, switching and redemption transactions are valid proof of ownership of the Participation Unit of mutual fund, issued by the custodian bank and can be seen at <https://akses.ksei.co.id>.

Disclaimer

Investment in mutual funds involves risks. Before making investment decision, potential investor must read and understand the prospectus. Past performance does not guarantee/indicate future performance. Otoritas Jasa Keuangan does not provide a statement of approval or disapproval of this Securities, nor does it state the truth or adequacy of the contents of this mutual fund's prospectus. Any statement that contradicts these matters is illegal. Mutual funds are Capital Market products and not products issued by Selling Agents/Banks. Investments in mutual funds are not part of bank's third party deposits and are not included in the scope of the deposit insurance program of The Indonesia Deposit Insurance Corporation. Selling Agents are not responsible for any claims and risks of managing portfolio of the mutual funds carried out by the Investment Manager. This product information summary does not substitute fund prospectus and is prepared by PT Manulife Aset Manajemen Indonesia solely for informational purpose and does not constitute a solicitation to buy or sell securities. Information provided in this document is presented correctly. Investors are advised to seek professional opinion before making an investment decision. Past performance is not an indication of future performance, nor is it estimation of future performance or trends. PT Manulife Aset Manajemen Indonesia is an Investment Manager licensed and supervised by OJK.